



Art. 36/2
 ∅ 12 x 6 mm
 H 380 mm
 L 230 mm



Art. 1300/4
 ∅ 12 x 6 mm
 H 380 mm
 L 175 mm



Art. 35/1
 ∅ 12 x 6 mm
 H 445 mm
 L 205 mm






Art. 583/3
 ∅ 12 x 6 mm
 H 120 mm
 L 145 mm




Art. 37/3
 ∅ 12 x 6 mm
 H 95 mm
 L 95 mm



Art. 1300/1
 ∅ 12 x 6 mm
 H 95 mm
 L 145 mm




Art. 1300/3
 ∅ 12 x 6 mm
 H 120 mm
 L 135 mm




Art. 582/3
 ∅ 12 x 6 mm
 H 110 mm
 L 140 mm




Art. 582/2
 ∅ 12 x 6 mm
 H 160 mm
 L 170 mm



Art. 583/2
 ∅ 12 x 6 mm
 H 190 mm
 L 215 mm



Art. 1300/2
 ∅ 12 x 6 mm
 H 145 mm
 L 175 mm



Art. 36/1
 ∅ 12 x 6 mm
 H 250 mm



Art. 582/1
 ∅ 12 x 6 mm
 H 350 mm
 L 175 mm



Art. 583/4
 ∅ 12 x 6 mm
 H 230 mm
 L 110 mm



Art. 35/2
 ∅ 12 x 6 mm
 H 345 mm
 L 200 mm



Art. 36/3
 ∅ 12 x 6 mm
 H 385 mm
 L 230 mm



Art. 583/1
 ∅ 12 x 6 mm
 H 370 mm
 L 210 mm



Art. 37/1
 ∅ 12 x 6 mm
 H 440 mm
 L 160 mm



Art. 37/2
 ∅ 12 x 6 mm
 H 420 mm
 L 200 mm

GHISA - CAST IRON

saldabile, non zincabile
weldable - galvanizing is not recommended



Art. 753/8
 ∅ 12 x 12 mm
 H 195 mm
 L 75 mm




Art. 753/9
 ∅ 12 x 12 mm
 H 105 mm
 L 105 mm



Art. 753/7
 ∅ 16 mm
 H 170 mm
 L 145 mm



Art. 753/6
 ∅ 16 mm
 H 195 mm
 L 125 mm



Art. 753/1
 ∅ 12 x 12 mm
 H 380 mm
 L 195 mm



Art. 753/3
 ∅ 12 x 12 mm
 H 450 mm
 L 190 mm



Art. 753/2
 ∅ 12 x 12 mm
 H 305 mm
 L 165 mm



Art. 753/4
 ∅ 12 x 12 mm
 H 360 mm
 L 165 mm



Art. 753/5
 ∅ 16 mm
 H 275 mm
 L 130 mm