

## Protection fences

Panel realized in ondulated mesh supported by a structure with angular profiles. Ground fixing by fischer. Module fixing and wall-fixing by screws.



More colors on demand

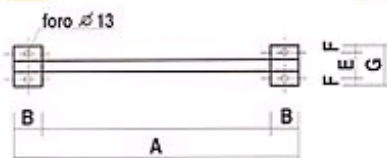
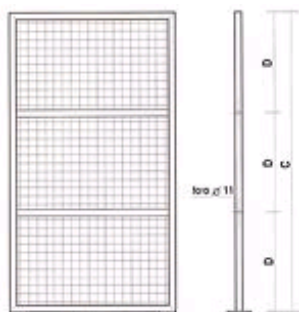



Dimensions on demand



Color: Caterpillar YELLOW

▶ Water-based paint



Modular panels for delimiting work-spaces. In supply according to sizes.

### ▶ Technical details:

Code	Size A	Size B	Size C	Size D	Size E	Size F	Size G
RP	1000	100	1800	600	90	25	140